

- 1 Go to the channel 前往頻道 'Jingle Jungle Education'
- 2 Watch the video 收看影片 'A Green Frog'
- 3 Fill in the blanks to complete the lyric 填寫空格以完成歌詞
- 4 Colour the illustrations 將圖案填上顏色



# A Green Frog



At the edge of a pond

On a great big \_\_\_\_\_

Sat patiently waiting

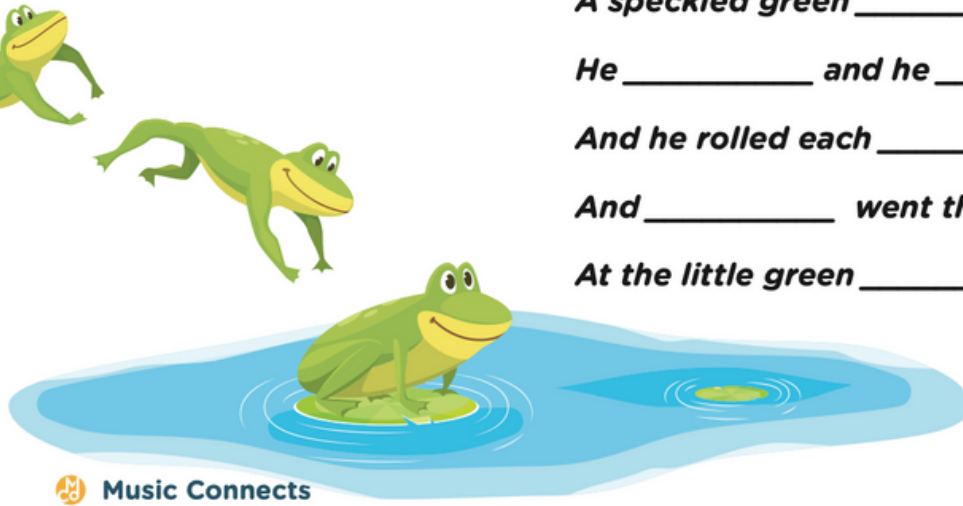

A speckled green \_\_\_\_\_

He \_\_\_\_\_ and he \_\_\_\_\_

And he rolled each \_\_\_\_\_

And \_\_\_\_\_ went the frog

At the little green \_\_\_\_\_



6 Music Connects

## The Making of a Frog 仿製青蛙



### Video Challenge! 錄像挑戰

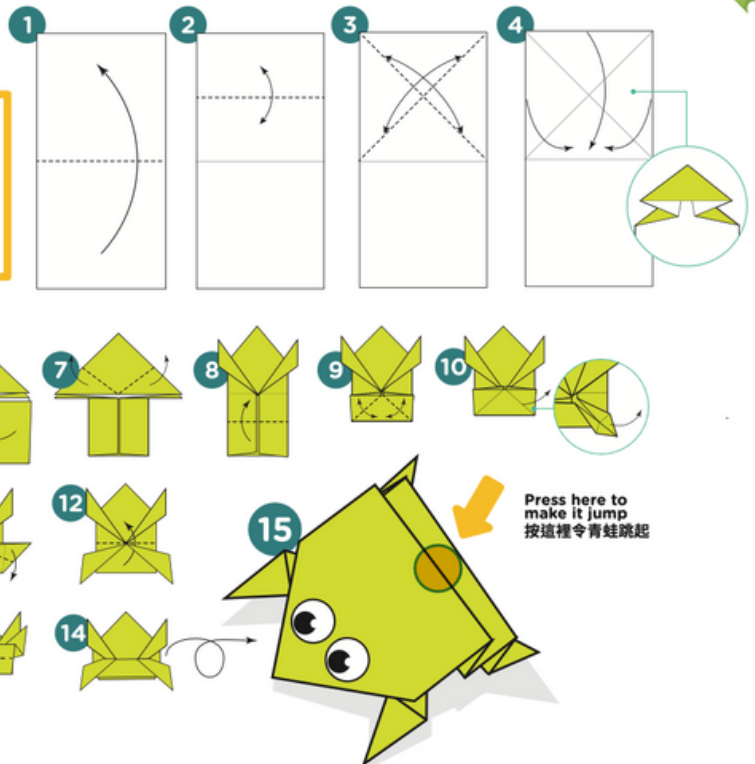
Make a video of jumping frogs singing a melody you compose  
拍攝紙青蛙彈跳時的歌聲

When the big frog jumps, sing a low note  
當你令大青蛙跳起時，唱出一個低音

When the small frog jumps, sing a high note  
當你令小青蛙跳起時，唱出一個高音



Make origami frogs with coloured papers on pages C1 and C2  
用C1及C2頁的色紙摺出青蛙來



Vienna Boys Choir Music Academy Foundation



A Green Frog  
Music Video 音樂影片



Submit Video Challenge  
提交錄像挑戰

Google Form 表格  
 (852) 61864235