

- 1  Go to the channel 前往頻道 'Jingle Jungle Education'
- 2  Watch the video 收看影片 'The Robin'
- 3  Fill in the blanks to complete the lyric 填寫空格以完成歌詞
- 4  Colour the illustrations 將插圖填上顏色



The Robin




*There came to my window
one morning in _____
A sweet little robin,
he came here to _____
The song that he sang
it was prettier _____
Than any I hear
on a flute or _____*



A Space for Sounds 聲音空間

i Let's make a kazoo to add interesting sounds to the living space

製作一個卡祖笛，為家居空間增添有趣的聲音


Close your eyes and listen to the sound within and outside your home
閉上眼睛，聽聽家裏及屋外的聲音

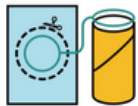


MATERIALS 材料:

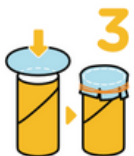
- A toilet paper tube 廁紙筒
- Paint 顏料
- Wax paper 蠟紙 (Baking sheet 牛油紙 / Plastic bag 膠袋)
- A rubber band 橡筋
- Scissors 剪刀



1 Decorate the toilet paper tube with paint and wait for it to dry
用顏料裝飾廁紙筒，等待顏料風乾後繼續



2 Cut out a circular piece of wax paper that is bigger than the hole of the toilet paper tube
用蠟紙剪出一個比廁紙筒的洞更大的圓形



3 Cover one end of the toilet paper tube with the circular piece and secure it with a rubber band
用這個圓形蠟紙蓋著廁紙筒一邊的洞，並用橡筋固定好



4 Poke a hole on the toilet paper tube at around 3 fingers down from the covered end
在廁紙筒面上用剪刀開一個小洞，位置大約在已封好的筒邊起，三隻手指的位置



5 Now sing 'The Robin' through the open end of the toilet paper tube
現在把嘴巴貼近廁紙筒打開的洞，並往洞中唱出「The Robin」

6 Listen, this is what a kazoo sounds like
聽聽，這就是卡祖笛的聲音



Video Challenge! 錄像挑戰

Make a video of yourself singing 'The Robin' twice; first time, sing beautifully, second time, sing with the kazoo
拍攝自己唱「The Robin」兩次，第一次優美地唱出，第二次用卡祖笛唱出

Send us the video for rewards!
把影片傳送給我們，以獲得嘉許獎勵!



The Robin
Music Video 音樂影片



Submit Video Challenge
提交錄像挑戰
 Google Form 表格
 (852) 61864235